

KEY FACTS

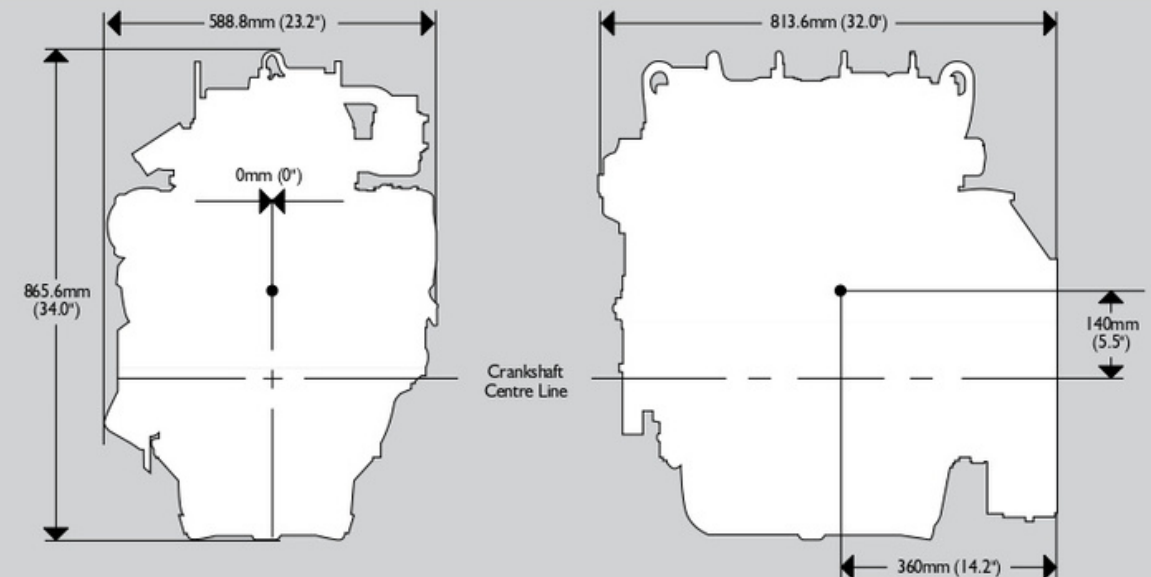
Heavy duty engine with common customer installation interface points across the product family

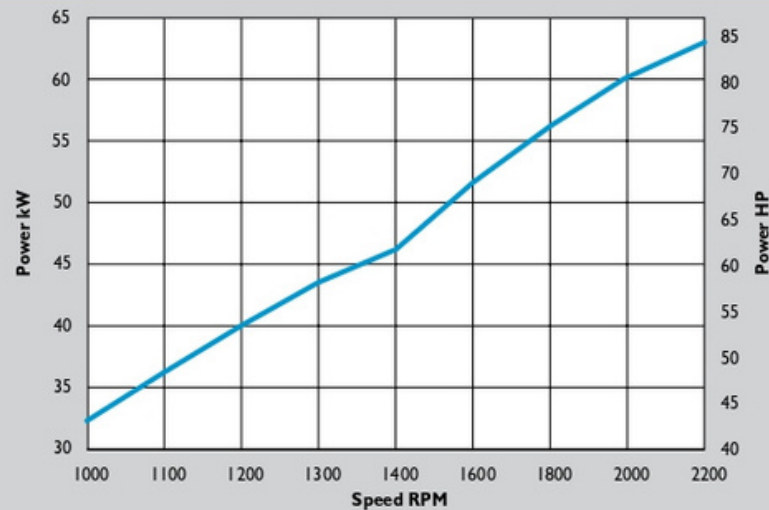
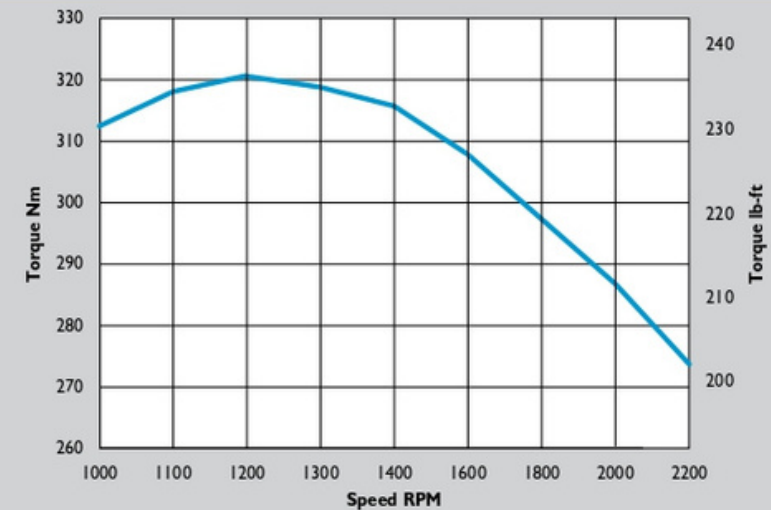
Supported by Global Distributor and Dealer Network

GENERAL TECHNICAL DATA

Model		444 N2
Maximum rating (gross)	kW (hp)	63 (84)
Thermodynamic cycle		Diesel 4 stroke
Aspiration		NA
Arrangement		4 cylinder
Emissions level		EU Stage II / EPA Tier 2
Bore	mm (in)	103 (4.06)
Stroke	mm (in)	132 (5.20)
Total displacement	cm ³ (in ³)	4399 (269)
Valves per cylinder		4
Injection system		Mechanical
Cooling		Liquid
Direction of rotation (viewed from crank nose)		Clockwise
Dry weight	kg (lbs)	455 (1003)
Rated speed	rpm	2200
Peak torque	Nm (lb-ft)	320 (236)
Peak torque speed	rpm	1200
Maximum no load governed speed	rpm	2420
Nominal idling speed	rpm	800
Minimum starting temperature without auxiliaries	°C (°F)	-12 (10.4)
Gradability - continuous	degrees	35
Gradability - intermittent	degrees	45

*As per ISO14396


DIMENSIONS


POWER CURVE

TORQUE CURVE

STANDARD CONFIGURATION

Flywheel housing		SAE3
Intake manifold location		Left hand rear*
Exhaust manifold / turbocharger location		Right hand*
Turbocharger		-
Fan drive ratios		0.85, 1.1, 1.16, 1.25:1
Distance between fan - crankshaft centres	mm (in)	262 (10.3) or 356 (14.0)
Fuel filter		Engine mounted
Fuel lift pump		Pre-filter with primary pump & W/F sensor
Oil filter		Single, vertical - LHS*
Oil sump		Pressed steel
Breather system		Closed
Oil cooler		LHS*
Oil filler position		Top and left hand side*
Starter motor		12V, 4.2kW/24V, 4kW
Alternator		12/24V, 55A or 100A
Power Take-off: Heavy Duty		60kW, 205Nm, 1.268:1 RHS
Power Take-off: Light Duty		15kW, 40Nm, 1.625:1 LHS
Finish		Lacquered

*Orientation from flywheel.

OPTIONS

Extensive range of configuration options available - contact local JCB Power Systems distributor, or JCB Power Systems sales and applications department for availability and configuration options.

For more information on purchasing a JCB engine or configuration of a bespoke product for your requirements contact a JCB Power Systems distributor.



TEL : 0800 002 056

95 Katere Road, New Plymouth

2/355 Kahikatea Drive, Hamilton

www.pacepower.co.nz